

Format of holding of specified securities

1. Name of Listed Entity: INTERNATIONAL CONVEYORS LIMITED (CIN:L21300WB1973PLC028854)

2. Scrip Code 509709 Name of Scrip -,INTLCONV Class of Security Equity

3. Share Holding Pattern Filed under : Reg. 31(1)(a)/Reg. 31(1)(b)/Reg. 31(1)(c)

a. If under 31 (1)(b) then indicate the report for Quarter ending: 30/12/2017

b. If under 31(1)(c) then indicate date of allotment/extinguishment

4. **Declaration** : The Listed entity is required to submit the following declaration to the extent of submission of information:-

	Particulars	Yes*	No*
1	Whether the Listed Entity has issued any partly paid up shares?		No
2	Whether the Listed Entity has issued any Convertible Securities or Warrants?		No
3	Whether the Listed Entity has any shares against which depository receipts are issued?		No
4	Whether the Listed Entity has any shares in Locked-in?		No
5	Whether any shares held by promoters are pledge or otherwise encumbered?		No

* If the Listed Entity selects the option 'No' for the questions above, the column for the partly paid up shares, Outstanding Convertible Securities/Warrants, depository receipts, locked-in shares, No of shares pledged or otherwise encumbered by promoters, as applicable, shall not be displayed at the time of dissemination on the Stock Exchange website. Also wherever there is 'No' declared by Listed Entity in above table the values will be considered as 'Zero' by default on submission of the format of holding of specified securities.

5. The tabular format for disclosure of holding of specified securities is as follows:-



INTERNATIONAL CONVEYORS LIMITED

Table I - Summary Statement holding of specified securities as on 30/12/2017

Category (I)	Category of shareholder (II)	Nos. of shareholders (III)	No. of fully paid up equity shares held (IV)	No. of Partly paid-up equity shares held (V)	No. of shares underlying Depository Receipts (VI)	Total nos. shares held (VII)=(IV)+(V)+(VI)	Shareholding as a % of total no. of shares (calculated as per SCRR, 1957) (VIII) As a % of (A+B+C2)	Number of Voting Rights held in each class of securities (IX)				No of shares Underlying convertible securities (including Warrants) (X)	Shareholding as a % assuming full conversion of convertible securities (as a percentage of diluted share capital) (XI)=(VII)+(X) As a % of (A+B+C2)	Number of Locked in shares (XII)		Number of shares pledged or otherwise encumbered (XIII)		Number of equity shares held in dematerialized form (XIV)
								No of Voting Rights			Total as a % of (A+B+C)			No. (a)	As a % of total shares held (b)	No. (a)	As a % of total shares held (b)	
								Class eg:x	Class eg:y	Total								
(A)	Promoter & Promoter group	11	25238344	0	0	25238344	37.3901	25238344	0	25238344	37.3901	0	37.3901	0	0.0000	0	0.0000	25238344
(B)	Public	1759	42261656	0	0	42261656	62.6099	42261656	0	42261656	62.6099	0	62.6099	0	0.0000	NA		42140436
(C)	Non Promoter - Non Public															NA		
(C1)	Shares underlying DRs						NA									NA		
(C2)	Shares held by Employee Trusts															NA		
	Total	1770	67500000	0	0	67500000	100.0000	67500000	0	67500000	100.0000	0	100.0000	0				67378780




Table II - Statement Showing shareholding pattern of the Promoter and Promoter Group as on 30/12/2017

	Category & Name of the Shareholders (I)	PAN	Nos. of shareholders (III)	No. of fully paid up equity shares held (IV)	Partly paid-up equity shares held (V)	Nos. of shares underlying Depository Receipts (VI)	Total nos. shares held (VII)=(IV)+(V)+(VI)	Shareholding % calculated as per SCRR, 1957) As a % of (A+B+C2) (VIII)	Number of Voting Rights held in each class of securities (IX)			No of shares underlying convertible securities (including Warrants) (X)	Shareholding as a % assuming full conversion of convertible securities (as a percentage of diluted share capital) (XI)=(VII)+(X) As a % of A+B+C2)	Number of Locked in shares (XII)		Number of shares pledged or otherwise encumbered (XIII)		Number of equity shares held in dematerialized form (XIV)	
									No of Voting Rights					Total as a % of Total Voting rights	No. (a)	As a % of total shares held (b)	No. (a)		As a % of total shares held (b)
									Class x	Class y	Total								
(1)	Indian																		
(a)	Individuals/Hindu undivided Family		6	4922265	0	0	4922265	7.2922	4922265	0	4922265	7.2922	0	7.2922	0	0.0000	0	0.0000	4922265
	RAJENDRA KUMAR DABRIWALA	AFOPD3779E	1	2426620	0	0	2426620	3.5950	2426620	0	2426620	3.5950	0	3.5950	0	0.0000	0	0.0000	2426620
	RITU DALMIA	AGIPD3031A	1	826286	0	0	826286	1.2241	826286	0	826286	1.2241	0	1.2241	0	0.0000	0	0.0000	826286
	SUJATA SARAF	ALMPS8672F	1	800000	0	0	800000	1.1852	800000	0	800000	1.1852	0	1.1852	0	0.0000	0	0.0000	800000
	SMITI SOMANY	ALNPS7138R	1	790000	0	0	790000	1.1704	790000	0	790000	1.1704	0	1.1704	0	0.0000	0	0.0000	790000
	INDU DABRIWALA	ADEPD5990M	1	48000	0	0	48000	0.0711	48000	0	48000	0.0711	0	0.0711	0	0.0000	0	0.0000	48000
	PUSHPA BAGLA	ADRPB6361M	1	31359	0	0	31359	0.0465	31359	0	31359	0.0465	0	0.0465	0	0.0000	0	0.0000	31359
(b)	Central Government/State Government(s)																		
(c)	Financial Institutions/Banks																		
(d)	Any Other (specify)																		
	Bodies Corporate		3	5081320	0	0	5081320	7.5279	5081320	0	5081320	7.5279	0	7.5279	0	0.0000	0	0.0000	5081320
	DABRI PROPERTIES AND TRADING COMPANY LIMITED	AAACD8673P	1	2300000	0	0	2300000	3.4074	2300000	0	2300000	3.4074	0	3.4074	0	0.0000	0	0.0000	2300000
	I G E (INDIA) PRIVATE LIMITED	AAACI2678B	1	2153800	0	0	2153800	3.1908	2153800	0	2153800	3.1908	0	3.1908	0	0.0000	0	0.0000	2153800
	R. C. A. LIMITED	AABCR6015J	1	627520	0	0	627520	0.9297	627520	0	627520	0.9297	0	0.9297	0	0.0000	0	0.0000	627520
	Sub Total		9	10003585	0	0	10003585	14.8201	10003585	0	10003585	14.8201	0	14.8201	0	0.0000	0	0.0000	10003585
(2)	Foreign																		
(a)	Individuals (Non-Resident Individuals/Foreign Individuals)		2	15234759	0	0	15234759	22.5700	15234759	0	15234759	22.5700	0	22.5700	0	0.0000	0	0.0000	15234759
	SURBHIT DABRIWALA	AFNPD3718C	1	8824859	0	0	8824859	13.0739	8824859	0	8824859	13.0739	0	13.0739	0	0.0000	0	0.0000	8824859
	YAMINI DABRIWALA	AEIPD7884D	1	6409900	0	0	6409900	9.4961	6409900	0	6409900	9.4961	0	9.4961	0	0.0000	0	0.0000	6409900
(b)	Government																		
(c)	Institutions																		
(d)	Foreign Portfolio Investor																		
(e)	Any Other (specify)																		
	Sub Total		2	15234759	0	0	15234759	22.5700	15234759	0	15234759	22.5700	0	22.5700	0	0.0000	0	0.0000	15234759
	Total Shareholding of Promoter and Promoter Group (A)=(A)(1)+(A)(2)		11	25238344	0	0	25238344	37.3901	25238344	0	25238344	37.3901	0	37.3901	0	0.0000	0	0.0000	25238344

(1)	Category & Name of the Shareholders (I)	PAN (II)	Nos. of shareholders (III)	No. of fully paid up equity shares held (IV)	Partly paid-up equity shares held (V)	Nos. of shares underlying Depository Receipts (VI)	Total nos. shares held (VII)=(IV)+(V)+(VI)	Shareholding % calculated as per SCRR, 1957) As a % of (A+B+C2) (VIII)	Number of Voting Rights held in each class of securities (IX)			No of shares Underlying convertible securities (including Warrants) (X)	Shareholding as a % assuming full conversion of convertible securities (as a percentage of diluted share capital) (XI)=(VII)+(X) As a % of A+B+C2)	Number of Locked in shares (XII)		Number of shares pledged or otherwise encumbered (XIII)		Number of equity shares held in dematerialized form (XIV)	
									No of Voting Rights					Total as a % of Total Voting rights	No. (a)	As a % of total shares held (b)	No. (Not applicable) (a)		As a % of total shares held (Not applicable) (b)
									Class x	Class y	Total								
(a)	Mutual Funds / UTI																		
(b)	Venture Capital Funds																		
(c)	Alternate Investment Funds																		
(d)	Foreign Venture Capital Investors																		
(e)	Foreign Portfolio Investors		5	26202400	0	0	26202400	38.8184	26202400	0	26202400	38.8184	0	38.8184	0	0.0000	NA		26202400
	ELARA INDIA OPPORTUNITIES FUND LIMITED	AABCE6307N	1	6500000	0	0	6500000	9.6296	6500000	0	6500000	9.6296	0	9.6296	0	0.0000	NA		6500000
	ERISKA INVESTMENT FUND LTD	AACCE7601G	1	6500000	0	0	6500000	9.6296	6500000	0	6500000	9.6296	0	9.6296	0	0.0000	NA		6500000
	CRESTA FUND LTD	AADCC2634A	1	6500000	0	0	6500000	9.6296	6500000	0	6500000	9.6296	0	9.6296	0	0.0000	NA		6500000
	LOTUS GLOBAL INVESTMENTS LTD	AAACL6080E	1	4299400	0	0	4299400	6.3695	4299400	0	4299400	6.3695	0	6.3695	0	0.0000	NA		4299400
	INDIA MAX INVESTMENT FUND LIMITED	AABCI5500R	1	2403000	0	0	2403000	3.5600	2403000	0	2403000	3.5600	0	3.5600	0	0.0000	NA		2403000
(f)	Financial Institutions / Banks																		
(g)	Insurance Companies																		
(h)	Provident Funds / Pension Funds																		
(i)	Any Other (specify)																		
	Sub Total		5	26202400	0	0	26202400	38.8184	26202400	0	26202400	38.8184	0	38.8184	0	0.0000	NA		26202400
(2)	Central Government / State Government(s) / President of India																		
(3)	Non-Institutions																		
(a)	Individuals-																		
	i. Individual shareholders holding nominal share capital upto Rs.2 lakhs		1632	3678823	0	0	3678823	5.4501	3678823	0	3678823	5.4501	0	5.4501	0	0.0000	NA		3557603
	ii. Individual shareholders holding nominal share capital in excess of Rs.2 lakhs		16	9966600	0	0	9966600	14.7653	9966600	0	9966600	14.7653	0	14.7653	0	0.0000	NA		9966600
	MADHUSUDAN KELA	AHMPK8610P	1	1710000	0	0	1710000	2.5333	1710000	0	1710000	2.5333	0	2.5333	0	0.0000	NA		1710000
	MADHURI KELA	ADGPK4711M	1	1615000	0	0	1615000	2.3926	1615000	0	1615000	2.3926	0	2.3926	0	0.0000	NA		1615000
	DEEPSHIKHA KHAITAN	AGCPK8668E	1	750000	0	0	750000	1.1111	750000	0	750000	1.1111	0	1.1111	0	0.0000	NA		750000
	KISHAN KUMAR MODI	AFHPM6729C	1	690000	0	0	690000	1.0222	690000	0	690000	1.0222	0	1.0222	0	0.0000	NA		690000

Table III - Statement Showing shareholding pattern of the Public shareholder as on 30/12/2017

Category & Name of the Shareholders (I)	PAN (II)	Nos. of shareholders (III)	No. of fully paid up equity shares held (IV)	Partly paid up equity shares held (V)	Nos. of shares underlying Depository Receipts (VI)	Total nos. shares held (VII)=(IV)+(V)+(VI)	Shareholding % calculated as per SCRR, 1957) As a % of (A+B+C2) (VIII)	Number of Voting Rights held in each class of securities (IX)			Total as a % of Total Voting rights	No of shares Underlying convertible securities (including Warrants) (X)	Shareholding as a % assuming full conversion of convertible securities (as a percentage of diluted share capital) (XI)=(VII)+(X) As a % of A+B+C2)	Number of Locked in shares (XII)		Number of shares pledged or otherwise encumbered (XIII)		Number of equity shares held in dematerialized form (XIV)
								No of Voting Rights						No. (a)	As a % of total shares held (b)	No. (Not applicable) (a)	As a % of total shares held (Not applicable) (b)	
								Class x	Class y	Total								
(b) NBFCs registered with RBI		1	5585	0	0	5585	0.0083	5585	0	5585	0.0083	0	0.0000	NA			5585	
(c) Employee Trusts																		
(d) Overseas Depositories (holding DRs) (balancing figure)																		
(e) Any Other (specify)																		
Investor Education and Protection Fund Authority		1	130120	0	0	130120	0.1928	130120	0	130120	0.1928	0	0.0000	NA			130120	
Bodies Corporate		34	1839064	0	0	1839064	2.7245	1839064	0	1839064	2.7245	0	0.0000	NA			1839064	
SANTOSH KR KEJRIWAL SECURITIES PRIVATE LIMITED	AAHCS0077P	1	760300	0	0	760300	1.1264	760300	0	760300	1.1264	0	0.0000	NA			760300	
Clearing Member		54	426388	0	0	426388	0.6317	426388	0	426388	0.6317	0	0.0000	NA			426388	
Non Resident Individual		16	12676	0	0	12676	0.0188	12676	0	12676	0.0188	0	0.0000	NA			12676	
Sub Total		1754	16059256	0	0	16059256	23.7915	16059256	0	16059256	23.7915	0	0.0000	NA			15938036	
Total Public Shareholding (B)=(B)(1)+(B)(2)+(B)(3)		1759	42261656	0	0	42261656	62.6099	42261656	0	42261656	62.6099	0	0.0000	NA			42140436	





Table Iv - Statement Showing shareholding pattern of the Non Promoter - Non Public shareholder as on 30/12/2017

	Category & Name of the Shareholders (I)	PAN (II)	No of shareholders (III)	No. of fully paid up equity shares held (IV)	Partly paid-up equity shares held (V)	Nos. of shares underlying Depository Receipts (VI)	Total nos. shares held (VII)=(IV) + (V)+(VI)	Shareholding % calculated as per SCRR, 1957) As a % of (A+B+C2) (VIII)	Number of Voting Rights held in each class of securities (IX)			Total as a % of Total Voting rights	No of shares Underlying outstanding convertible securities (including Warrants) (X)	Total Shareholding as a % assuming full conversion of convertible securities (as a percentage of diluted share capital) (XI)=(VII)+(X) As a % of A+B+C2)	Number of Locked in shares (XII)		Number of shares pledged or otherwise encumbered (XIII)		Number of equity shares held in dematerialized form (XIV)
									No of Voting Rights						No. (a)	As a % of total shares held (b)	No. (Not applicable) (a)	As a % of total shares held (Not applicable) (b)	
									Class x	Class y	Total								
(1)	Custodian / DR Holder																		
(2)	Employee Benefit Trust (under SEBI (Share based Employee Benefit) Regulations, 2014)																		
	Total Non Promoter - Non Public Shareholding (C)=(C)(1)+(C)(2)		0	0	0	0	0	0.0000	0	0	0	0.0000	0	0.0000	0	0.0000	NA	NA	0



INTERNATIONAL CONVEYORS LIMITED

Shareholding Summary as on 30/12/2017

Form	No of Records	No of Shares
PHYSICAL	27	121220
NSDL	1098	59629626
CDSL	696	7749154
TOTAL	1821	67500000

